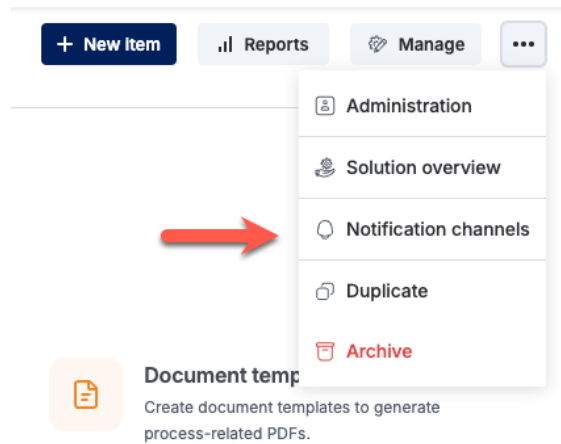


# Kissflow Development: Suppressing a notification email

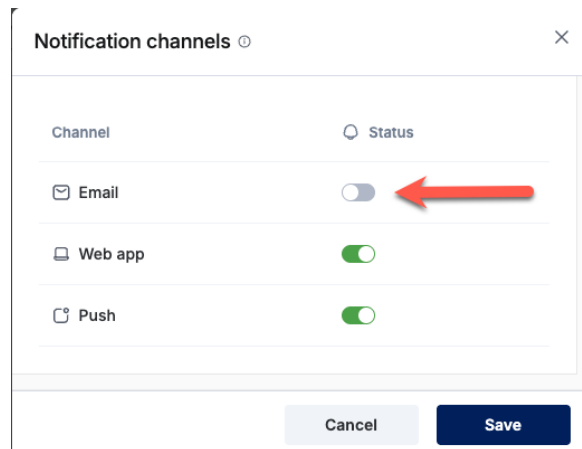
To suppress emails when inviting large groups to become members, follow these steps to disable notifications.

## Turn off notifications on a process

Go to the edit process of the process you are configuring. From the dropdown menu, select “Notification channels.”

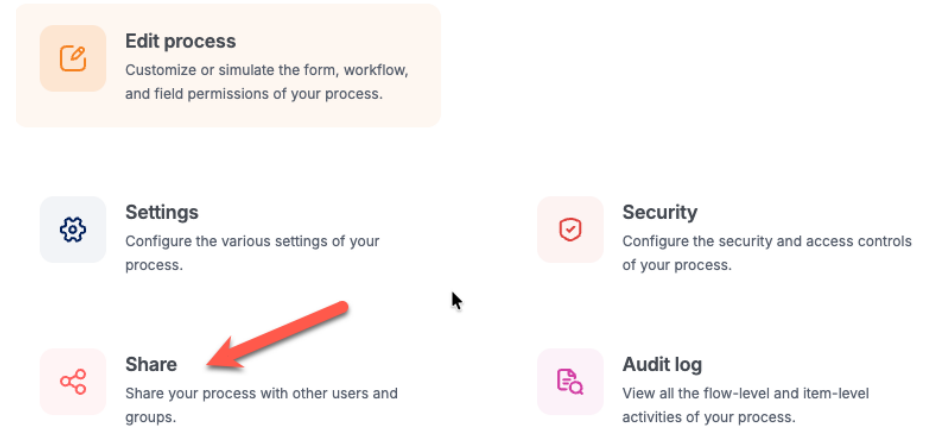


Select the channels you want to turn off. At a minimum, turn off the emails. Click ‘Save.’



## Configure the new member

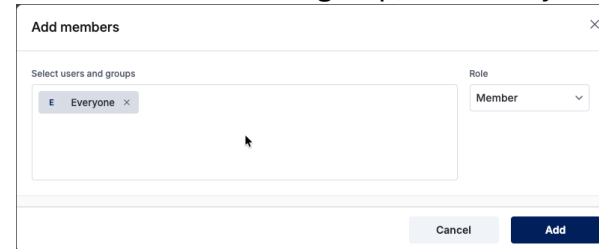
Return to the edit process page and select “Share.”



Click “Add members”



Add the new member group, like “Everyone”



## Reset notifications as you wish

Return to the “Notification channels” and configure the notifications for the process as you wish.